



F2 Medium Term Plan –Summer 2







Cycle A

Over and Under the Ocean

School Drivers

- Effective Communication
- Mental Health & Resilience
- The Wider World

Area of learning	Week 1	Week 2	Week 3	Week 4	Week 5	Week 6	Week 7	
Literacy (see Lit MT plan for more details) Daily handwriting following whole school progression		Drawing Club Creating & labelling giant under the sea maps		Drawing Club Pirate themed 'I can see...' books		Drawing Club Postcards about our seaside trip.		Shopping list. Invitation to pirate party.
Phonics	oo o ar or	ur ow oi er	ure ear air	Basics 3 recap	Basics 3 recap	Basics 3 recap	Basics 3 recap	
Numeracy (see Num MT plan for more details)	All about 16 Addition within 10	All about 17 Subtraction within 10	All about 18 Doubling	All about 19 Halving	All about 20 Odds & Evens	Weight & length	2D & 3D shapes	
CAL	Throughout the half term- Children will- Learn & use new vocabulary in different contexts- through word of the week, listening to and engaging with high quality texts and through adult interactions. Engage in story times. Listen carefully to rhymes and songs, paying attention to how they sound. Learn rhymes, poems, and songs. Take part in paired, small group and whole class discussions. Have their CAL skills supported in the provision through high quality adult interactions. Take part in the NELI if further support is required in this area.							

	Discuss what we have been up to in the holidays.	Discuss our knowledge of sea creatures- explore using new vocabulary to describe them.	Retell Pirate stories- link to EAD. Discuss our visit to the Seaside	Talk about our year in Parrot Class and share our favourite memories.				
PSED/RSHE- Changing Me	Throughout the half term- Children will recognise similarities & differences in each other. See themselves as a valuable individual.							
	Text- The Cautious Caterpillar • WBW- Breathing	Text- The Koala who could WBW- Outdoor	Text- Leaving Mrs Ellis WBW- Yoga	Text- Shine by Sarah Asuquo WBW- Music	Text- The Magic Moment by Niall Breslin WBW- Colouring/mark making	Text- The Colour monster goes to school WBW- Sensory	Text- Dear Teacher by Amy Husband WBW- Zones of Regulation	
BV	Rule of Law Text: But why can't I? By Sue Graves	Individual Liberty Text: The Perfect fit	Mutual Respect/ Tolerance Text: Making Friends: Emily learns about tolerance.	Democracy Text: The Election	Rule of Law Text: But why can't I? By Sue Graves			
PD	Throughout the half term children will- Develop their fine motor skills so that they can use a range of tools competently, safely, and confidently (pencils for drawing and writing, paintbrushes, scissors, cutlery)- supported by funky fingers activities. Use their core muscle strength to achieve a good posture when sitting at a table or sitting on the floor- supported by use of outdoor equipment/wake & shake/yoga Develop overall body-strength, balance, co-ordination, and agility- supported by use of outdoor equipment/wake & shake/yoga. Take part in daily name writing to practise their pencil control and letter formation.							
	• Weekly P.E- To further develop and refine a range of ball skills including, throwing catching, kicking, passing, batting and aiming (see separate planning)							
UTW	Throughout the half term children will- Look at the calendar each day, observing the weather and discussing the features of the season. Have the opportunity to free flow throughout each day providing them the opportunity to learn and play in the outdoor environment. Be supported by high quality adult interactions to encourage them to look at and observe closely their environment using all of their senses. Visit to Vicar waters- Draws information from a simple map. Explores the natural world around them, making observations and drawing pictures of animals and plants Walk to the library- Talks about the lives of people around me and their roles in society (librarian) Visit to the seaside Draws information from a simple map. Explores the natural world around them, making observations and drawing pictures of animals and plants Science Investigation- floating & sinking- Talks about forces e.g. push/pull, float/sink. Stories based in other countries- Explains some similarities and difference between life in this country and life in other countries, drawing on knowledge from stories. Knows some similarities and differences between the natural world around me and contrasting environments, drawing on my experiences and what has been read in class. (Here we are, Martha Maps it out)							

	<p>Talks about their immediate environment and places they have visited.</p> <p>Looking on Tapestry at where the children have been over the holidays.</p> <p>Talks about their personal history and how they have changes-</p> <p>Looking at and discussing baby & toddler photos.</p>	<p>Increases knowledge of the world using non-fiction texts and technology.</p> <p>Finding out about sea creatures using nonfiction texts and the internet.</p> <p>Recognises that people have different beliefs and celebrate special times in different ways.</p> <p>Father's Day</p>	<p>Increases knowledge of the world using non-fiction texts and technology.</p> <p>Explores maps.</p> <p>Finding out about sea creatures using nonfiction texts and the internet. Find out what country they live in and find on a map.</p>	<p>Explore the natural world around them, making observations and drawing pictures of animals- Sea animals</p> <p>Draw information from a simple map- look at maps of where we are going on our trip.</p>	<p>Knows some similarities and differences between the natural world around me and contrasting environments, drawing on experiences and what has been read in class.</p> <p>Comparing where we live to the seaside.</p>	<p>Explores the natural world around them</p> <p>Draws information from a simple map</p> <p>Walk to the post box in the village to post our postcards.</p>	<p>Knows some similarities and difference between things in the past and now, drawing on my experiences.</p> <p>Looking back and reflecting on our time in F2.</p>
	<p>RE</p> <p>Our wonderful world-how can we care for living things and the earth?</p> <p>Introduce text: Here we are by Oliver Jeffers.</p>	<p>RE</p> <p>Our wonderful world-how can we care for living things and the earth?</p> <p>Recap text and discuss key pages that link to overall question.</p>	<p>RE</p> <p>Our wonderful world-how can we care for living things and the earth?</p> <p>Speaking and listening</p> <p>How can we look after our world and why it's important. Picture prompts for S&L</p>	<p>R.E</p> <p>Our wonderful world-how can we care for living things and the earth?</p> <p>Class mind map: How can we care for living things and the Earth?</p>	<p>RE</p> <p>Our wonderful world-how can we care for living things and the earth?</p> <p>Children to draw their answer to the question and how they're going to care for our world.</p>	<p>RE</p> <p>Our wonderful world-how can we care for living things and the earth?</p> <p>Children to draw their answer to the question and how they're going to care for our world.</p>	
EAD	<p>Throughout the half term children will-</p> <p>Have access to a range of media, materials and tools in the continuous provision.</p> <p>Be set a weekly creative Rainbow Challenge which will be linked to the needs of the children.</p> <p>Practise and sing a range of songs and rhymes in accordance with our 'songs and rhymes' progression.</p> <p>Have access to and indoor domestic role play area and an outdoor themed role play area- Under the Sea/Seaside theme</p> <p>Weekly music sessions following the Charanga scheme- Big Bear Funk</p>						
		<p>Father's Day Cards</p>	<p>Introduce- Michelle Reader (sculptor)</p> <p>Practise fixing and joining skills (tape, glue, treasury tags, paper clips, split pins)</p> <p>Safely use and explore a variety of materials, tools and techniques, experimenting with colour, design, texture, form and function.</p>	<p>Practise fixing and joining skills (tape, glue, treasury tags, paper clips, split pins)</p> <p>Safely use and explore a variety of materials, tools and techniques, experimenting with colour, design, texture, form and function.</p>	<p>Practise fixing and joining skills (tape, glue, treasury tags, paper clips, split pins)</p> <p>Safely use and explore a variety of materials, tools and techniques, experimenting with colour, design, texture, form and function.</p>	<p>Boats- junk modelling</p> <p>Can return to and build on what I know from previous learning, refining my ideas and developing my ability to represent them.</p> <p>Share their creations, explaining the process they have used.</p>	<p>Boats- junk modelling</p> <p>Can return to and build on what I know from previous learning, refining my ideas and developing my ability to represent them.</p> <p>Share their creations, explaining the process they have used.</p>

Computing

iPad- exploring apps (cbeebies, numberblocks, alphablocks, white rose maths)

Uses ICT hardware to interact with age-appropriate computer software

- Floor books - UTW- Sea creatures
- UTW- The Seaside
 - PSED- What I have enjoyed about Parrot/Tiger Class